

Accel™

Dust-preventing polymeric sand

Description

Accel dust-preventing polymeric sand, with exclusive dust-suppression technology, minimizes on-site dust and haze up to 90% compared with traditional polymeric sand. You can rely on our latest innovation to improve on-site air quality with an engineered, environmentally safer sand formula for concrete, flagstone, pavers, and natural stones.

Accel is a formulated mixture of sand, polymers and additives used as joint infill in the installation of all types of pavers and patio stones. When properly installed, Accel provides both a firm and flexible joint to facilitate a long-term solution to your hardscape needs. Accel is manufactured with exclusive Prevent dust-suppression technology that represents a major dust control advancement while eliminating or minimizing post-installation haze.

Application

Paver
Natural stone
Flagstone
Concrete

Features and Benefits

- Proprietary dust control technology
- Complete or substantial elimination of haze
- Elimination of dust migration to existing structures and landscaping
- Uniform gradation
- Durable and flexible paver joint
- Consistent joint activation
- Represses weed growth and insects
- Reduces joint erosion

SPECIFICATIONS


Joint type	Traditional, false and irregular
Joint width	from 1/8" to up to 1/2" wide
Bag size	50 lb. (22.7 kg)
Coverage	Narrow joints: approximately 20-80 ft ²
Colors	Saddle Tan and shadow Grey

INSTALLATION

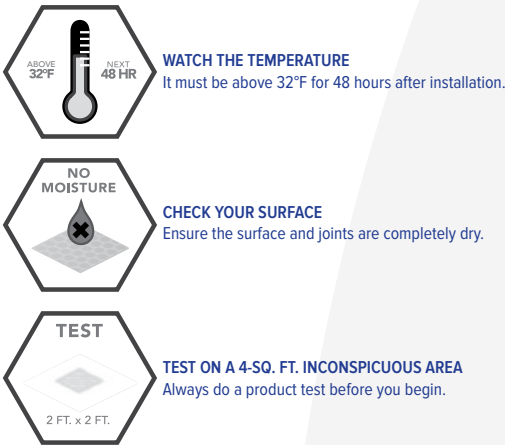
- Temperature must be above 32° F during and for 48 hours following installation.
- Due to the moisture content of clay pavers and possible premature activation of the polymeric sand, pavers must be completely dry prior to installation of polymeric sand.
- Polymeric sand should not be diluted with any other material prior to or during installation.
- Pavers must be installed on a drainage base composed of an upper layer of a maximum 1 inch thickness of bedding sand and a lower layer of compacted crushed stone.
- Polymeric sand must be installed from the top of the upper layer of the drainage base to a height of 1/8" from the top of the paver or stone substrate.
- All paver surfaces must be a slope of 1/8" per linear foot away from structures to ensure optimal performance.
- If using Accel to replace existing jointing materials, old jointing materials should be completely removed prior to installation.

ACCEL™ dust-preventing polymeric sand

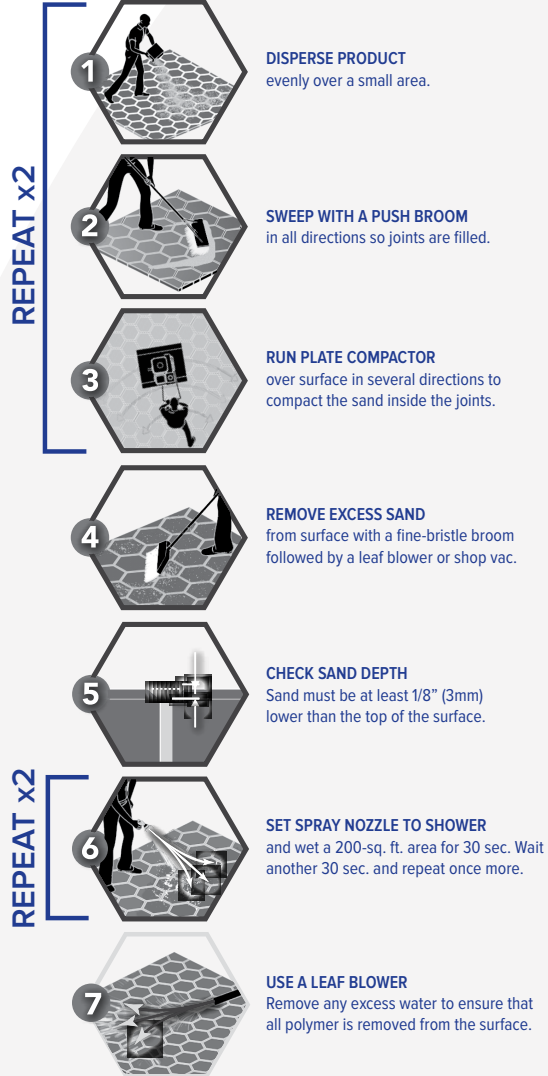
TOOLS NEEDED



PREPARATION



STEP-BY-STEP INSTRUCTIONS



COVIA CORP

3 Summit Park Drive, Suite 700
Independence, OH 44131

P: 1.203.442.2500

CUSTOMER SERVICE

P: US & Canada 800.258.3878
E: CustomerService@CoviaCorp.com

LIMITED WARRANTY: This limited warranty applies when the product is used for residential purposes only. Because the manufacturer has no control over surface and subsurface preparation, the manufacturer cannot guarantee results.

For a period 15 years from purchase, the manufacturer agrees to refund the purchase price, if the product is found to be defective and pursuant to receipt of the following documentation: 1) Proof of purchase; 2) surface and subsurface preparation requirements were followed; and 3) User successfully tested product in a small area under expected site conditions.

User assumes all risks and liability in connection with product use and installation. This warranty excludes any liability for any consequential, incidental, indirect or special damages. Except for the limited warranty made above, the manufacturer specifically disclaims and excludes any other express warranty, any implied warranty of merchantability of goods and implied warranty of fitness of goods for any particular purpose.

LIMITATIONS: This product is not intended for and is strictly prohibited for use as a sand blasting media. Not recommended for use in paver, patio stone or natural stone joints wider than 1/2". This product is not permeable and is not to be used as infill on permeable pavements.

